

TRAVIS COUNTY ESD #3 BOARD MEETING

TABLE OF CONTENTS

May 20, 2024

| | |
|--|----------------------|
| 1. Agenda | page 1 |
| 2. Minutes from February 26, 2024 | pages 2 - 3 |
| 3. Treasurer's Report | pages 4 - 14 |
| 4. Payments over \$2,000 | page 15 |
| 5. Sales Tax Statistics | pages 16 - 24 |
| 6. Chief's Monthly Status Report | pages 25 - 27 |

NOTICE IS HEREBY GIVEN that the Board of Emergency Services Commissioners of Travis County Emergency Services District No. 3 (TCESD3) will hold a regular and publicized meeting at 7:00 p.m. on Monday, May 20, 2024 in the Community Room of TCESD3 Station 302 located at 4111 Barton Creek Blvd., Austin, Travis County, Texas. The subject of and matters to be considered at said meeting include, among other business, the following:

1. Call to order.
2. Proof of quorum.
3. General visitor communications: Receive comments from visitors.
4. Review and approve the minutes of the April 22,2024 regular meeting of the District.
5. Review and approval of the Treasurers' monthly report for April 2024.
6. Approve payments over \$2,000 from April 19 to May 16, 2024.
7. Review and approval of the Travis County Interlocal Cooperation Subaward Agreement for reimbursement for certain communications equipment under the Coronavirus State and Local Fiscal Recovery Fund (SLFRF).
8. Review and approve of the Dispatch Interlocal Agreement with Austin Fire.
9. Review Sales Tax Statistics
10. Review of Chief's Monthly Status Reports
 1. Significant incident runs;
 2. Statistics;
 3. Special Project Updates
11. Other Business:
 1. Report on any ESDCC activities. Announcement of the next ESDCC meeting dates.
 2. Commissioner Announcements (no action will be taken on any such announcements).
12. Announcement of future meeting dates of the Board of ESD 03 Commissioners.
13. Adjourn.

By: _____ Herb Holloway, Business Manager

NOTE: The Board of Emergency Services Commissioners reserves the right to adjourn into Closed Meeting at any time during the course of this meeting to discuss any of the agenda items listed above as authorized by Texas Government Code, Section 551.071 (Consultation with Attorney), 551.072 (Deliberations about Real Property), 551.073 (Deliberations about Gifts and Donations), 551.074 (Personnel Matters), and 551.076 (Deliberations about Security Devices) or other applicable law. Travis County Emergency Services District Number 3 is committed to compliance with the Americans with Disabilities Act. Reasonable modification and equal access to communications will be provided upon request. Please call the District Administrative Office at 288-5534 for information. Hearing impaired or speech disabled persons equipped with telecommunication devices for the deaf may call the statewide Relay Program at 1-800-735-2988 or by dialing '711'. Visitor Communications are regular agenda items at monthly meetings of the Board of Emergency Services Commissioners of Travis County Emergency Services District Number 3. Visitors who wish to speak under Visitor's Communications must sign up before the meeting is called to order. Each person, organization or group wishing to address the Board will be allowed a maximum of three (3) minutes to speak on items on the agenda or other business of the District. Speakers may register in person at the posted location of the meeting, starting 30 minutes prior to the start of the meeting and using the form provided. The speaker will give his/her name, address, organizational affiliation, if any, and indicate the subject he/she intends to address. The Board welcomes citizen comment on any issue, but the Open Meetings Act prohibits any board action on issues not posted on the agenda. The District reserves the right to terminate any presentation by a speaker if it is disruptive of the good conduct of the meeting, or is in violation of law.

The undersigned affirms and states that he posted or caused to be posted a true and correct copy of the foregoing notice at a place convenient to the public at the Travis County ESD3 Administrative Office, 4111 Barton Creek Boulevard, Travis County, Texas, a location within said Travis County Emergency Services District Number 3 at _____ .M. on May 16, 2024.

By: _____ Herb Holloway, Business Manager

Minutes of Travis County Emergency Services District #3

April 22, 2024

Attached to and incorporated into these minutes is a copy of the official agenda for the April 22, 2024 meeting.

Under Agenda Item 1 & 2: Commissioner President Edd New called the Travis County Emergency Services District #3 (TCESD# 3, the District) Board of Commissioners' regular meeting to order at 7:01 p.m. A quorum was established with Commissioners John Villanacci, Carroll Knight, David Detwiler, and Matt Escobedo in attendance. Fire department personnel present at the meeting included: Chief Wittig, Business Manager Herb Holloway, Firefighter Patton, and visitor Chuck Brotherton.

Under Agenda Item 3: Chuck Brotherton a County Executive of Emergency Services discussed his job overview and department.

Under Agenda Item 4: The minutes of the March 25, 2024 Regular meeting were reviewed. Commissioner Villanacci moved to approve. Commissioner Escobedo seconded the motion, which was carried unanimously.

Under Agenda Item 5: The Treasurers Report ending March 2024 was reviewed. Commissioner Villanacci moved to approve. Commissioner Knight seconded the motion, which was carried unanimously.

Under Agenda Item 6: Checks over \$2,000 from March 20, 2024 to April 18, 2024 were reviewed. Commissioner Knight moved to approve. Commissioner Detwiler seconded the motion, which was carried unanimously.

Under Agenda Item 7: The Investment Officer's quarterly report was reviewed. Commissioner Villanacci moved to approve. Commissioner Detwiler seconded the motion, which was carried unanimously.

Under Agenda Item 8: Chief Wittig presented the Sales Tax reports.

Under Agenda Item 9: Chief Wittig presented the Monthly Status Report.

Under Agenda Item 10: It was announced that the next ESDCC Meeting might be held in May at CTECC.

Under Agenda Item 11: President New called a closed meeting under section 551.072 of the Texas Government Code at 8:08 p.m. relating to Real Estate discussion. The Closed meeting was reopened into the Regular meeting at 8:17 p.m. Commissioner Villanacci moved to engage Commercial Realtor Cathy Coneway. Commissioner Detwiler seconded the motion, which was carried unanimously.

Under Agenda Item 12: President New called a closed meeting under section 551.074 of the Texas Government Code at 8:18 p.m. relating to Personnel Matters. The Closed meeting was reopened into the Regular meeting at 8:55 p.m. Mr. New reported after the discussion no actions were taken.

Under Agenda Item 13: It was announced that the next REGULAR Board meetings of TCESD #3 would be held on May 20, June 24, and July 22, 2024 at Station 302.

Under Agenda Item 14: Meeting was adjourned at 8:57 p.m.

NOTICE IS HEREBY GIVEN that the Board of Emergency Services Commissioners of Travis County Emergency Services District No. 3 (TCESD3) will hold a regular and publicized meeting at 7:00 p.m. on Monday, April 22, 2024 in the Community Room of TCESD3 Station 302 located at 4111 Barton Creek Blvd., Austin, Travis County, Texas. The subject of and matters to be considered at said meeting include, among other business, the following:

1. Call to order.
2. Proof of quorum.
3. General visitor communications: Receive comments from visitors.
4. Review and approve the minutes of the March 25, 2024 regular meeting of the District.
5. Review and approval of the Treasurers' monthly report for March 2024.
6. Approve payments over \$2,000 from March 20 to April 18, 2024.
7. Review and approve Investment Officers Report.
8. Review Sales Tax Statistics
9. Review of Chief's Monthly Status Reports
 1. Significant incident runs;
 2. Statistics;
 3. Special Project Updates
10. Other Business:
 1. Report on any ESDCC activities. Announcement of the next ESDCC meeting dates.
 2. Commissioner Announcements (no action will be taken on any such announcements).
11. Under Texas Government Code 551.072 (Deliberations about Real Property) the Board will call for a CLOSED MEETING.
12. Under Texas Government Code 551.074 (Deliberations about Personnel Matters) the Board will call for a CLOSED MEETING
13. Announcement of future meeting dates of the Board of ESD 03 Commissioners.
14. Adjourn.

By: _____ Herb Holloway, Business Manager

NOTE: The Board of Emergency Services Commissioners reserves the right to adjourn into Closed Meeting at any time during the course of this meeting to discuss any of the agenda items listed above as authorized by Texas Government Code, Section 551.071 (Consultation with Attorney), 551.072 (Deliberations about Real Property), 551.073 (Deliberations about Gifts and Donations), 551.074 (Personnel Matters), and 551.076 (Deliberations about Security Devices) or other applicable law. Travis County Emergency Services District Number 3 is committed to compliance with the Americans with Disabilities Act. Reasonable modification and equal access to communications will be provided upon request. Please call the District Administrative Office at 288-5534 for information. Hearing impaired or speech disabled persons equipped with telecommunication devices for the deaf may call the statewide Relay Program at 1-800-735-2988 or by dialing '711'. Visitor Communications are regular agenda items at monthly meetings of the Board of Emergency Services Commissioners of Travis County Emergency Services District Number 3. Visitors who wish to speak under Visitor's Communications must sign up before the meeting is called to order. Each person, organization or group wishing to address the Board will be allowed a maximum of three (3) minutes to speak on items on the agenda or other business of the District. Speakers may register in person at the posted location of the meeting, starting 30 minutes prior to the start of the meeting and using the form provided. The speaker will give his/her name, address, organizational affiliation, if any, and indicate the subject he/she intends to address. The Board welcomes citizen comment on any issue, but the Open Meetings Act prohibits any board action on issues not posted on the agenda. The District reserves the right to terminate any presentation by a speaker if it is disruptive of the good conduct of the meeting, or is in violation of law.

The undersigned affirms and states that he posted or caused to be posted a true and correct copy of the foregoing notice at a place convenient to the public at the Travis County ESD3 Administrative Office, 4111 Barton Creek Boulevard, Travis County, Texas, a location within said Travis County Emergency Services District Number 3 at _____ .M. on April 18, 2024.

By: _____ Herb Holloway, Business Manager

NOTES TO THE FINANCIAL STATEMENTS

- 1) Balance Sheet – Cash and Investments stand at \$18,200,421 as of April 30, 2024, which is an increase of \$101,680 from the prior month.
- 2) Three General Savings CD's will mature in May and will be rolled over to less than 1.5 years at 5% +/-
- 3) Revenue & Expense – April 2024 only. Interest Income is up by \$10k. Property Tax is up by \$9k and Sales Tax up by \$115k. Expenses are relative to last year.
- 4) Year to date compared to same time last year. Revenue items are up by \$430k compared to last year (excluding TIFMAS of \$464K) and expenses are up by \$364k. Net Revenue for the seven months ended April 30, 2024 is \$1,723,598.
- 5) Year to date Budget vs. Actual is on track for the last seven months with most of the variances being positive or \$898K YTD.
- 6) Checks over \$2,000 comments:
 - Tires Direct \$11,037. Ten (10) Tires for the Tender that were needed due to the age of the tires and in a weakened condition.
 - J. Reed Construction \$106,235 – The flooring and joists in certain areas of the Training Tower needed to be replaced and strengthened due to age and wear.
 - Texas Association of Counties \$95,762 – TAC installed new accounting and billing software that did not meet expectations. They have not been able to bill clients for the last two months. They requested if clients could pay April and May based on March billing amounts they would be most appreciative.
 - ABC Commercial Services \$12,194 – Replaced at ten-year-old A/C Heater at Station 301. There are four other units that are ten years or older that will all need to be replaced this year.

Travis County ESD#3
Balance Sheet Prev Year Comparison

As of April 30, 2024

| | Apr 30, 24 | Apr 30, 23 | \$ Change |
|-----------------------------------|----------------------|----------------------|---------------------|
| ASSETS | | | |
| Current Assets | | | |
| Checking/Savings | | | |
| 113 - Treasury Bills - RESERVE | 3,001,860.00 | 0.00 | 3,001,860.00 |
| 110 - WF ADVISORS - Cash Sweep | 65,489.05 | 856,227.00 | -790,737.95 |
| 100 WF Money Market 8960 | 4,381,017.19 | 4,664,727.86 | -283,710.67 |
| 102 WF Checking Plus 8760 | 329,433.45 | 123,483.57 | 205,949.88 |
| 103 WF RESERVE Savings 7928 | 807,275.29 | 798,745.48 | 8,529.81 |
| 104 WF General CDs | 1,470,000.00 | 490,000.00 | 980,000.00 |
| 105 WF RESERVE CDs | 980,000.00 | 980,000.00 | 0.00 |
| 107 WF 2005 & 2013 Bond Debt | 112,545.23 | 368,476.80 | -255,931.57 |
| 108 TexPool Investment 001 | 6,398,970.74 | 6,070,476.77 | 328,493.97 |
| 109 TexPool RESERVE 002 | 653,685.72 | 620,128.60 | 33,557.12 |
| 115 Petty Cash | 145.00 | 145.00 | 0.00 |
| Total Checking/Savings | 18,200,421.67 | 14,972,411.08 | 3,228,010.59 |
| Accounts Receivable | | | |
| 125 Accounts Receivable | 36,412.35 | 35,990.05 | 422.30 |
| Total Accounts Receivable | 36,412.35 | 35,990.05 | 422.30 |
| Other Current Assets | | | |
| Due from Gen. Fund to Debt Serv | 9,592.00 | 9,592.00 | 0.00 |
| 123 - Sales Tax Receivable | 1,045,090.82 | 1,030,234.28 | 14,856.54 |
| 1021 Texas Compt. Reserve Acct | 10,413.09 | 8,163.65 | 2,249.44 |
| 120 A/R Property Taxes 1yr + | 88,448.18 | 60,609.70 | 27,838.48 |
| 121 Allowance for Doubtful A/Cs | -10,051.00 | -10,051.00 | 0.00 |
| Total Other Current Assets | 1,143,493.09 | 1,098,548.63 | 44,944.46 |
| Total Current Assets | 19,380,327.11 | 16,106,949.76 | 3,273,377.35 |
| Fixed Assets | | | |
| Land and Land Improvements | 1,350,661.00 | 1,350,661.00 | 0.00 |
| Fire Trucks and Vehicles | 3,630,794.70 | 3,537,736.70 | 93,058.00 |
| Office and Other Equipment | 827,920.42 | 566,471.42 | 261,449.00 |
| Buildings | 7,196,899.73 | 7,063,270.73 | 133,629.00 |
| Accumulated Depreciation | -5,175,324.15 | -4,768,211.15 | -407,113.00 |
| Total Fixed Assets | 7,830,951.70 | 7,749,928.70 | 81,023.00 |
| TOTAL ASSETS | 27,211,278.81 | 23,856,878.46 | 3,354,400.35 |

Travis County ESD#3
Balance Sheet Prev Year Comparison
As of April 30, 2024

| | Apr 30, 24 | Apr 30, 23 | \$ Change |
|--|----------------------|----------------------|---------------------|
| LIABILITIES & EQUITY | | | |
| Liabilities | | | |
| Current Liabilities | | | |
| Other Current Liabilities | | | |
| Due to Debt Serv. from Gen. Fun | 9,592.00 | 9,592.00 | 0.00 |
| 200 Deferred Revenue - Prop Tax | 88,448.18 | 62,814.03 | 25,634.15 |
| 260 Accrued salaries payable | 221,574.45 | 185,526.60 | 36,047.85 |
| Total Other Current Liabilities | 319,614.63 | 257,932.63 | 61,682.00 |
| Total Current Liabilities | 319,614.63 | 257,932.63 | 61,682.00 |
| Long Term Liabilities | | | |
| Accrued Vacation Payable | 360,021.00 | 367,924.00 | -7,903.00 |
| 2013 Limited Bonds | 165,000.00 | 500,000.00 | -335,000.00 |
| Total Long Term Liabilities | 525,021.00 | 867,924.00 | -342,903.00 |
| Total Liabilities | 844,635.63 | 1,125,856.63 | -281,221.00 |
| Equity | | | |
| Investment in Fixed Assets | 8,467,452.61 | 7,644,316.61 | 823,136.00 |
| Fund Balance - Unassigned | 10,091,787.50 | 10,102,871.48 | -11,083.98 |
| Fund Balance - Assigned | 6,083,804.45 | 2,921,963.82 | 3,161,840.63 |
| Net Revenue | 1,723,598.62 | 2,061,869.92 | -338,271.30 |
| Total Equity | 26,366,643.18 | 22,731,021.83 | 3,635,621.35 |
| TOTAL LIABILITIES & EQUITY | 27,211,278.81 | 23,856,878.46 | 3,354,400.35 |

TCESD # 3 Certificate of Deposit Details

RESERVE SAVINGS CD's

| # | | Bought | Mature |
|------|--------------|--------|--------|
| MAE8 | \$245,000.00 | 9/8/23 | 9/8/24 |
| VZ41 | \$245,000.00 | 8/9/23 | 8/8/24 |
| AEQ4 | \$245,000.00 | 2/2/24 | 8/2/24 |
| 9EC4 | \$245,000.00 | 2/5/24 | 8/5/24 |

\$980,000.00

Yearly Return

| | |
|------|---------------------|
| MAE8 | Everbank |
| VZ41 | Bank of America |
| AEQ4 | Simmons Bank |
| 9EC4 | First National Bank |

\$50,225

GENERAL SAVINGS CD's

| # | | Bought | Mature |
|------|--------------|---------|---------|
| ETR4 | \$245,000.00 | 5/11/23 | 5/16/24 |
| BTB7 | \$245,000.00 | 3/20/24 | 3/19/25 |
| KBR8 | \$245,000.00 | 5/11/23 | 5/16/24 |
| 1NU7 | \$245,000.00 | 5/11/23 | 5/21/24 |
| KRY5 | \$245,000.00 | 8/16/23 | 8/15/24 |
| 3KV2 | \$245,000.00 | 3/11/24 | 9/11/25 |

\$1,470,000.00

Yearly Return

| | |
|------|------------------|
| ETR4 | Morgan Stanley |
| BTB7 | Beal Bank |
| KBR8 | US Bank |
| 1NU7 | Green Bay Bank |
| KRY5 | Barclays Bank |
| 3KV2 | Valley Natl Bank |

\$74,970

| Total Debt Repayment Schedule | | | | | | | | | | | | | | | |
|-------------------------------|----------------------|----------|---------|-------------|----------|------------|-------------|-----------|------------|--------------|------------|--------------|--------------|------------|--------------|
| Date | Firetrucks and Tower | | | Series 2003 | | | Series 2005 | | | Series 2013 | | | TOTAL | | |
| | Principal | Interest | Total | Principal | Interest | Total | Principal | Interest | Total | Principal | Interest | Total | Principal | Interest | Total |
| 3/1/2013 | | | | | | | | | | | | | | | |
| 3/2/2013 | 75,858 | 15,124 | 90,983 | | | | | | | | | | | | |
| 7/17/2013 | 24,672 | 15,244 | 39,917 | | | | | | | | | | | | |
| 9/1/2013 | 165,000 | 3,011 | 168,011 | 65,000 | 4,100 | 69,100 | 50,000 | 38,975 | 88,975 | 280,000 | 46,086 | 326,086 | | | 474,058 |
| 3/1/2014 | | | | | 2,800 | 2,800 | | | | | | | | | |
| 7/17/2014 | 25,477 | 14,440 | 39,917 | | | | | | | | | | | | |
| 3/2/2014 | 79,385 | 11,597 | 90,983 | | | | | | | | | | | | |
| 9/1/2014 | | | | 70,000 | 2,800 | 72,800 | 195,000 | 38,475 | 233,475 | 265,000 | 41,275 | 306,275 | | | 478,450 |
| 3/1/2015 | | | | | 1,400 | 1,400 | | | | | | | | | |
| 3/2/2015 | 83,077 | 7,905 | 90,983 | | | | | | | | | | | | |
| 7/17/2015 | 26,307 | 13,610 | 39,917 | | | | | | | | | | | | |
| 9/1/2015 | | | | 70,000 | 1,400 | 71,400 | 200,000 | 36,525 | 236,525 | 270,000 | 37,925 | 307,925 | | | 476,750 |
| 3/1/2016 | | | | | | | | | | | | | | | |
| 3/2/2016 | 86,940 | 4,042 | 90,983 | | | | | | | | | | | | |
| 6/1/2016 | 391,799 | 11,353 | 403,152 | | | | | | | | | | | | |
| 9/1/2016 | | | | 280,000 | | | | | | | | | | | |
| 3/1/2017 | | | | | | | | | | | | | | | |
| 3/2/2017 | | | | | | | | | | | | | | | |
| 3/1/2018 | | | | 280,000 | 31,725 | 311,725 | 280,000 | 28,925 | 289,925 | 280,000 | 31,725 | 311,725 | | | 343,450 |
| 9/1/2018 | | | | | | | | | | | | | | | |
| 3/1/2019 | | | | 290,000 | 28,925 | 318,925 | 290,000 | 26,025 | 260,025 | 290,000 | 28,925 | 318,925 | | | 347,850 |
| 9/1/2019 | | | | | | | | | | | | | | | |
| 3/1/2020 | | | | 300,000 | 26,025 | 326,025 | 300,000 | 21,525 | 215,225 | 300,000 | 26,025 | 326,025 | | | 352,050 |
| 9/1/2020 | | | | | | | | | | | | | | | |
| 3/1/2021 | | | | 305,000 | 21,525 | 326,525 | 305,000 | 16,950 | 169,950 | 305,000 | 21,525 | 326,525 | | | 348,050 |
| 9/1/2021 | | | | | | | | | | | | | | | |
| 3/1/2022 | | | | 310,000 | 16,950 | 326,950 | 310,000 | 12,300 | 12,300 | 310,000 | 16,950 | 326,950 | | | 343,900 |
| 9/1/2022 | | | | | | | | | | | | | | | |
| 3/1/2023 | | | | 320,000 | 12,300 | 332,300 | 320,000 | 7,500 | 7,500 | 320,000 | 12,300 | 332,300 | | | 344,600 |
| 9/1/2023 | | | | | | | | | | | | | | | |
| 3/1/2024 | | | | 335,000 | 7,500 | 342,500 | 335,000 | 2,475 | 2,475 | 335,000 | 7,500 | 342,500 | | | 350,000 |
| 9/1/2024 | | | | | | | | | | | | | | | |
| 3/1/2025 | | | | 85,000 | 2,475 | 87,475 | 85,000 | 1,200 | 1,200 | 85,000 | 2,475 | 87,475 | | | 89,950 |
| 9/1/2025 | | | | | | | | | | | | | | | |
| TOTAL | 793,515 | 93,315 | 886,835 | \$ 165,000 | \$ 6,023 | \$ 171,023 | \$ 205,000 | \$ 16,500 | \$ 221,500 | \$ 3,030,000 | \$ 565,235 | \$ 3,595,235 | \$ 4,193,515 | \$ 681,173 | \$ 4,874,693 |

Travis County ESD#3
Revenue & Expense Prev Year Comparison
 April 2024

| | Apr 24 | Apr 23 | \$ Change |
|--|-------------------|-------------------|-------------------|
| Revenue and Expense | | | |
| Revenue | | | |
| 407 INTEREST | 49,162.27 | 38,539.74 | 10,622.53 |
| 410 PROPERTY TAX | 19,919.96 | 10,492.21 | 9,427.75 |
| 415 SALES TAX ALLOCATION | 531,280.04 | 416,512.84 | 114,767.20 |
| 435 FACILITY RENTAL | 400.00 | 250.00 | 150.00 |
| 490 WORKERS' COMP RECEIPTS | 11,585.68 | 14,456.00 | -2,870.32 |
| 493 REIMBURSEMENTS | 1,193.90 | 0.00 | 1,193.90 |
| Total Revenue | 613,541.85 | 480,250.79 | 133,291.06 |
| Expense | | | |
| 500 COST OF REVENUE ACQUISITION | 11,625.60 | 9,330.26 | 2,295.34 |
| 600 EMERGENCY RESPONSE | 58,203.01 | 60,532.66 | -2,329.65 |
| 630 CONTINUED EDUCATION | 12,351.82 | 4,690.90 | 7,660.92 |
| 640 HUMAN RESOURCES | 410,701.28 | 435,998.56 | -25,297.28 |
| 650 ADMINISTRATION | 17,761.58 | 29,143.83 | -11,382.25 |
| 670 PREVENTION/PUBLIC EDUCATION | 2,333.45 | 1,876.26 | 457.19 |
| 685 MACKEY FIELD | 0.00 | 3,408.25 | -3,408.25 |
| Total Expense | 512,976.74 | 544,980.72 | -32,003.98 |
| Net Revenue | 100,565.11 | -64,729.93 | 165,295.04 |

Travis County ESD#3
Revenue & Expense Prev Year Comparison
October 2023 through April 2024

| | Oct '23 - Apr 24 | Oct '22 - Apr 23 | \$ Change |
|---------------------------------|---------------------|---------------------|--------------------|
| Revenue and Expense | | | |
| Revenue | | | |
| 407 INTEREST | 379,939.63 | 197,838.62 | 182,101.01 |
| 410 PROPERTY TAX | 2,168,284.92 | 2,114,023.79 | 54,261.13 |
| 415 SALES TAX ALLOCATION | 3,542,345.51 | 3,387,432.42 | 154,913.09 |
| 435 FACILITY RENTAL | 4,970.00 | 3,902.50 | 1,067.50 |
| 460 TRAINING FEES | 0.00 | 800.00 | -800.00 |
| 470 FIRE ACADEMY FEES | 32,156.51 | 38,871.25 | -6,714.74 |
| 471 EMT SCHOOL FEES | 10,956.25 | 799.25 | 10,157.00 |
| 480 DONATIONS | 3,000.00 | 3,000.00 | 0.00 |
| 485 MISCELLANEOUS | 111.90 | 0.00 | 111.90 |
| 490 WORKERS' COMP RECEIPTS | 49,360.47 | 14,456.00 | 34,904.47 |
| 493 REIMBURSEMENTS | 60,578.96 | 464,421.00 | -403,842.04 |
| Total Revenue | 6,251,704.15 | 6,225,544.83 | 26,159.32 |
| Expense | | | |
| 500 COST OF REVENUE ACQUISITION | 98,552.02 | 82,370.19 | 16,181.83 |
| 600 EMERGENCY RESPONSE | 397,894.56 | 383,792.67 | 14,101.89 |
| 630 CONTINUED EDUCATION | 80,072.76 | 122,149.06 | -42,076.30 |
| 640 HUMAN RESOURCES | 3,538,482.31 | 3,233,802.92 | 304,679.39 |
| 650 ADMINISTRATION | 381,646.73 | 265,065.53 | 116,581.20 |
| 670 PREVENTION/PUBLIC EDUCATION | 10,540.17 | 14,666.54 | -4,126.37 |
| 685 MACKEY FIELD | 20,916.98 | 61,828.00 | -40,911.02 |
| Total Expense | 4,528,105.53 | 4,163,674.91 | 364,430.62 |
| Net Revenue | 1,723,598.62 | 2,061,869.92 | -338,271.30 |

Rev-Exp Budget for the YEAR vs. Actual

October 2023 through April 2024

| | Oct '23 - Apr 24 | Budget | \$ Over Budget |
|---------------------------------|-------------------------|------------------|-----------------------|
| Revenue and Expense | | | |
| Revenue | | | |
| 407 INTEREST | 379,940 | 175,000 | 204,940 |
| 410 PROPERTY TAX | 2,168,285 | 2,137,820 | 30,465 |
| 415 SALES TAX ALLOCATION | 3,542,346 | 2,928,191 | 614,155 |
| 435 FACILITY RENTAL | 4,970 | 1,550 | 3,420 |
| 470 FIRE ACADEMY FEES | 32,157 | 46,750 | -14,593 |
| 471 EMT SCHOOL FEES | 10,956 | 0 | 10,956 |
| 480 DONATIONS | 3,000 | 3,000 | 0 |
| 485 MISCELLANEOUS | 112 | 0 | 112 |
| 490 WORKERS' COMP RECEIPTS | 49,360 | 0 | 49,360 |
| 493 REIMBURSEMENTS | 60,579 | 0 | 60,579 |
| Total Revenue | 6,251,705 | 5,292,311 | 959,394 |
| Expense | | | |
| 500 COST OF REVENUE ACQUISITION | 98,552 | 75,866 | 22,686 |
| 600 EMERGENCY RESPONSE | 397,895 | 448,284 | -50,389 |
| 630 CONTINUED EDUCATION | 80,073 | 197,469 | -117,396 |
| 640 HUMAN RESOURCES | 3,538,482 | 3,386,972 | 151,510 |
| 650 ADMINISTRATION | 381,647 | 340,233 | 41,414 |
| 670 PREVENTION/PUBLIC EDUCATION | 10,540 | 17,875 | -7,335 |
| 685 MACKEY FIELD | 20,917 | 0 | 20,917 |
| Total Expense | 4,528,106 | 4,466,699 | 61,407 |
| Net Revenue | 1,723,599 | 825,612 | 897,987 |

Travis County ESD#3
Profit & Loss
October 2023 through April 2024

Oct '23 - Apr 24

Revenue and Expense

Revenue

| | |
|------------------------------------|--------------|
| 407 INTEREST | 379,939.63 |
| 410 PROPERTY TAX | |
| 4101 Prop Tax Current | 2,152,880.60 |
| 4102 Prop Tax Prior | 15,404.32 |
| Total 410 PROPERTY TAX | 2,168,284.92 |
| 415 SALES TAX ALLOCATION | 3,542,345.51 |
| 435 FACILITY RENTAL | |
| 4351 BC Room Rental | 2,000.00 |
| 4352 Mackey Field rental | 2,970.00 |
| Total 435 FACILITY RENTAL | 4,970.00 |
| 470 FIRE ACADEMY FEES | 32,156.51 |
| 471 EMT SCHOOL FEES | |
| 4738 - EMT Academy 27 | 10,956.25 |
| Total 471 EMT SCHOOL FEES | 10,956.25 |
| 480 DONATIONS | 3,000.00 |
| 485 MISCELLANEOUS | |
| US Treasury Fee (FA/VA) | 32.00 |
| 485 MISCELLANEOUS - Other | 79.90 |
| Total 485 MISCELLANEOUS | 111.90 |
| 490 WORKERS' COMP RECEIPTS | |
| 4902 Workers' Comp. | 49,309.47 |
| 490 WORKERS' COMP RECEIPTS - Other | 51.00 |
| Total 490 WORKERS' COMP RECEIPTS | 49,360.47 |
| 493 REIMBURSEMENTS | 60,578.96 |
| Total Revenue | 6,251,704.15 |

Expense

| | |
|---------------------------------------|------------|
| 500 COST OF REVENUE ACQUISITION | |
| 501 Prop Tax Coll & Val fees | 20,705.10 |
| 502 Sales Tax Collection Costs | 77,846.92 |
| Total 500 COST OF REVENUE ACQUISITION | 98,552.02 |
| 600 EMERGENCY RESPONSE | |
| 601 Apparatus | 0.00 |
| 602 Pagers | 108.00 |
| 603 Dispatch & Communications | 101,605.45 |
| 604 Fuel | 11,554.24 |
| 605 SCBA Maintenance | 13,090.36 |
| 606 Vehicle Maint & Repairs | 92,156.01 |
| 608 Vehicle Supplies | 31,358.01 |
| 609 Uniforms & Protective Gear | 93,559.52 |
| 611 Supplies - EMS | 22,323.98 |
| 613 Auto Insurance | 32,138.99 |
| Total 600 EMERGENCY RESPONSE | 397,894.56 |

Travis County ESD#3
Profit & Loss
October 2023 through April 2024

Oct '23 - Apr 24

| | |
|--|---------------------|
| 630 CONTINUED EDUCATION | |
| 632 Training - Fire & Rescue | 26,733.97 |
| 633 Seminars & Conferences | 30,628.39 |
| 634 Fire Academy | 14,733.46 |
| 635 EMT Certification School | |
| 635 / 11 EMT-B Cert | 3,589.75 |
| 635 EMT Certification School - Other | 4,702.09 |
| Total 635 EMT Certification School | 8,291.84 |
| Total 630 CONTINUED EDUCATION | 80,387.66 |
| 640 HUMAN RESOURCES | |
| 641 Benefits & Payroll Tax | 1,056,656.80 |
| 642 Payroll | 2,476,863.85 |
| 644 Certifications | 3,337.91 |
| 645 Recruitment/Promotion | 1,623.75 |
| Total 640 HUMAN RESOURCES | 3,538,482.31 |
| 650 ADMINISTRATION | |
| 668 - Building Expansion-Improvement | 98,311.17 |
| 651 Building Maint. | 84,605.03 |
| 652 Office Supplies | 4,928.42 |
| 653 Station Supplies | 12,397.79 |
| 654 Bank Fees | |
| 6543 Bank Error | 0.00 |
| Total 654 Bank Fees | 0.00 |
| 655 Dues & Subscriptions | 2,495.91 |
| 656 Information Technology | 16,024.91 |
| 657 Postage & Handling | 2,399.54 |
| 658 Property & Liability Insura | 22,927.00 |
| 659 Professional Services | 87,870.10 |
| 660 Public Notices/Articles | 528.00 |
| 661 Telephone | 383.27 |
| 662 Utilities | 38,285.24 |
| 663 Bond Debt | |
| 6632 Bond Debt Interest | 2,475.00 |
| Total 663 Bond Debt | 2,475.00 |
| 666 Contract Services | 7,700.45 |
| Total 650 ADMINISTRATION | 381,331.83 |
| 670 PREVENTION/PUBLIC EDUCATION | |
| 672 Public Education | 10,540.17 |
| Total 670 PREVENTION/PUBLIC EDUCATION | 10,540.17 |
| 685 MACKEY FIELD | |
| 6850 Mackey Tower & Parking | 2,250.00 |
| 6851 Mackey Facility Building | 18,666.98 |
| Total 685 MACKEY FIELD | 20,916.98 |
| Total Expense | 4,528,105.53 |
| Net Revenue | 1,723,598.62 |

**TRAVIS COUNTY ESD #3
PROPERTY TAX REVENUE COLLECTION COMPARISON**

| | FISCAL YEAR ENDING | | | | Compared to prior year | |
|-------------|-----------------------------|--------------------|-----------------------------|-----------------------|------------------------|---------|
| | 2023 | | 2024 | | Month \$ | |
| | For all prior to 2021 taxes | For Prior 2022 | For all prior to 2022 taxes | For Current 2023-2024 | | |
| OCT | \$4,249 | \$0 | \$3,814 | \$0 | \$0 | #DIV/0! |
| NOV | \$758 | \$36,967 | \$2,210 | \$37,513 | \$546 | 1% |
| DEC | \$493 | \$783,307 | \$1,274 | \$775,902 | -\$7,405 | -1% |
| JAN | \$3,216 | \$916,427 | \$4,507 | \$1,170,557 | \$254,130 | 28% |
| FEB | \$15 | \$375,603 | -\$82 | \$129,252 | -\$246,351 | -66% |
| MAR | \$174 | \$22,246 | -\$206 | \$26,071 | \$3,825 | 17% |
| APR | \$1,239 | \$8,017 | \$7,504 | \$11,196 | \$3,179 | 40% |
| MAY | \$172 | \$8,402 | | | -\$8,402 | -100% |
| JUN | -\$1,514 | \$2,048 | | | -\$2,048 | -100% |
| JUL | \$583 | \$8,872 | | | -\$8,872 | -100% |
| AUG | \$147 | \$3,428 | | | -\$3,428 | -100% |
| SEPT | \$968 | \$1,444 | | | -\$1,444 | -100% |
| YEAR | \$10,500 | \$2,166,761 | \$19,021 | \$2,150,491 | -\$16,270 | |
| | \$ | 2,177,261 | | \$2,169,512 | | |
| | | | 2023-24 Tax Levy | \$2,222,030 | | |

NET CERTIFIED TAXABLE PROPERTY VALUE UPDATES FROM TCAD

| Rec'd | FISCAL YEAR ENDING | | | | Inc/(Dec) from | |
|-------|--------------------|-----------------|------------------------|------------------------|----------------|--------------|
| | 2022 | | 2023 | | Prior Year \$ | Prior Year % |
| | 2021 | 2022 | 2022 | 2023 | | |
| OCT | \$4,021,203,201 | \$4,949,880,774 | \$4,904,448,404 | \$5,555,074,925 | \$650,626,521 | 16% |
| NOV | \$4,019,412,721 | \$4,939,469,343 | \$4,904,448,404 | \$5,555,074,925 | \$650,626,521 | 16% |
| DEC | \$4,019,412,721 | \$4,939,469,343 | \$4,904,448,404 | \$5,555,074,925 | \$650,626,521 | 16% |
| JAN | \$4,019,412,721 | \$4,939,469,343 | \$4,904,448,404 | \$5,555,074,925 | \$650,626,521 | 16% |
| FEB | \$4,016,568,527 | \$4,928,211,764 | \$4,900,098,803 | \$5,534,254,487 | \$634,155,684 | 16% |
| MAR | \$4,016,568,527 | \$4,928,211,764 | \$5,530,729,900 | \$5,824,520,221 | \$293,790,321 | 7% |
| APR | \$4,924,900,120 | \$5,429,806,320 | \$5,530,729,900 | \$5,824,520,221 | \$293,790,321 | 6% |
| MAY | \$4,924,900,120 | \$5,429,806,320 | | | \$0 | 0% |
| JUN | \$4,015,709,788 | \$4,907,280,589 | | | \$0 | 0% |
| JUL | \$4,906,006,624 | \$5,410,454,171 | | | \$0 | 0% |
| AUG | \$4,905,339,474 | \$5,570,655,673 | | | \$0 | 0% |
| SEPT | \$4,905,339,474 | \$5,570,655,673 | | | \$0 | 0% |

2018-2019 Tax Levy on 6,028 Parcels is \$3,281,236,467 at a tax rate of .0975
 2019-2020 Tax Levy on 6,025 Parcels is \$3,504,957,784 at a tax rate of .0800
 2020-2021 Tax Levy on 6,069 Parcels is \$3,677,674,279 at a tax rate of .0790
 2021-2022 Tax Levy on 6,056 Parcels is \$4,022,828,637 at a tax rate of .0650
 2022-2023 Tax Levy on 6,056 Parcels on \$4,974,785,781 would compute to a NO NEW tax rate of .0538
 ADOPTED RATE FOR 2022-2023 is .0450 or \$2,227,447 in taxes
 2023-2024 NO NEW tax rate is .0411
2023-2024 Tax Levy on 5,583 parcels \$5,555,074,925 at .0400 would levy \$2,222,030 in taxes

2024-2025 Tax Levy on \$5,824,520,221 would equal a .0380 tax rate

Checks over \$2,000 for the period of April 19, 2024 through May 16, 2024

| <u>Date</u> | <u>Num</u> | <u>Name</u> | <u>Memo</u> | <u>Amount</u> |
|-------------|------------|-------------------------------|--------------------------------------|---------------|
| 4/22/2024 | 18741 | Tires Direct LLC | Ten (10) Tires for Tender | \$11,037.80 |
| 4/22/2024 | 18743 | CFS Inspection | Engine Ladder Inspection | \$2,395.50 |
| 4/26/2024 | Draft | COSTCO - VISA Credit Card | Numerous Charges | \$19,438.56 |
| 5/1/2024 | Draft | Paychex | Employee 457 & Roth Contribution | \$17,990.74 |
| 5/1/2024 | Draft | Paychex | Employer 401 Matching | \$21,371.82 |
| 5/1/2024 | Draft | Paychex | Net Payroll | \$108,684.41 |
| 5/1/2024 | Draft | Paychex | Employment Taxes | \$42,101.35 |
| 5/13/2024 | Draft | Wells Fargo | Transfer to Operating account | \$600,000.00 |
| 5/14/2024 | Draft | Paychex | Employee 457 & Roth Contribution | \$17,253.79 |
| 5/14/2024 | Draft | Paychex | Employer 401 Matching | \$20,712.02 |
| 5/14/2024 | Draft | Paychex | Net Payroll | \$106,530.21 |
| 5/14/2024 | Draft | Paychex | Employment Taxes | \$40,677.71 |
| 5/14/2024 | 18746 | J. Reed Construction | Training Tower Maint. | \$106,235.00 |
| 5/14/2024 | 18757 | City of Austin Fleet Services | Fuel | \$2,130.48 |
| 5/14/2024 | 18761 | Fleet Maintenance | Repairs to Generators | \$3,301.13 |
| 5/14/2024 | 18766 | Mtech | A/C and Water Heater repairs | \$5,708.24 |
| 5/14/2024 | 18767 | Municipal Emergency Services | SCBA Testing and Repairs | \$8,121.47 |
| 5/14/2024 | 18774 | Texas Association of Counties | May and June Health Insurance | \$95,762.72 |
| 5/14/2024 | 18775 | Target Solutions Learning | Training Software - One Year | \$9,424.96 |
| 5/14/2024 | 18778 | The Fire Center | Wildfire Gear | \$2,895.04 |
| 5/14/2024 | 18779 | The Hartford | Accident Insurance | \$4,862.62 |
| 5/15/2024 | 18784 | Travis County ESD#6 | Apparatus Repairs | \$13,593.10 |
| 5/15/2024 | 18785 | ABC Commercial Services | New Four (4) Ton A/C - Heater at 301 | \$12,194.00 |

Oak Hill Fire Department
Travis County Emergency Services District #3

Station 301
Circle Drive
9211 Circle Drive
Austin, Texas 78736
512-288-5576
Fax 512-288-5903



Station 302
Barton Creek
4111 Barton Creek
Austin, Texas 78735
Admin 512-288-5534
Fax 512-288-5844

May 2024 Sales Tax Summary

The May allocation reflects sales made during the month of March.

Our May 2024 sales tax allocation was \$599,214 which was up 22.9% (+\$111,701) compared to May 2023 and up 6.9% (+\$261,808) year to date compared to last year.

Our top 10 large companies accounted for 58.4%, our top 30 large companies accounted for 71.9%, and our top 100 large companies accounted for 85.5% of our total fiscal year collections.

Reductions continued in the construction industry (-9%) but we saw increases in the lodging industry this month (+23%) compared to May 2023.

May - Sales Tax Allocations by Year

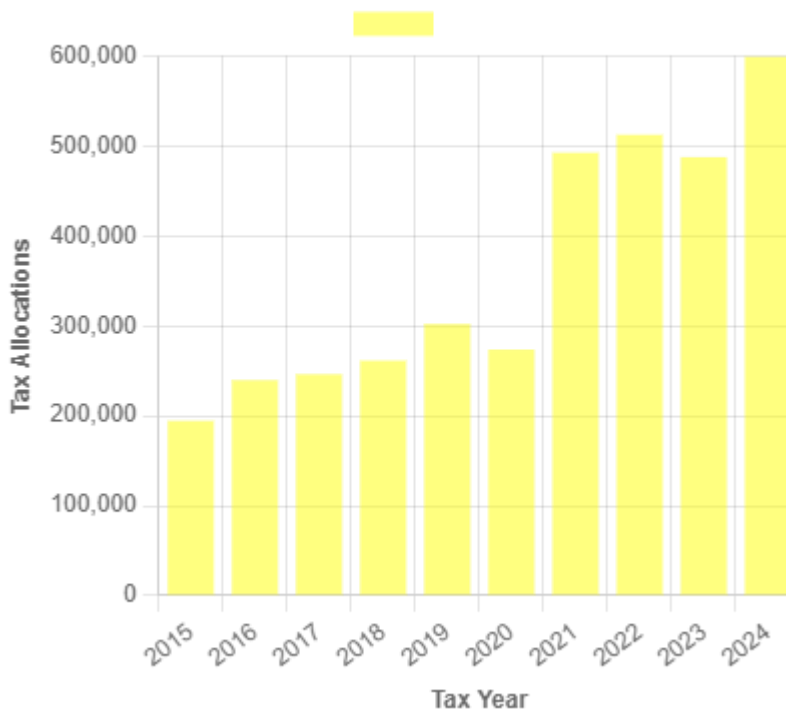


Chart Source: Municipal Advisory Council of Texas (mactexas.com)

SALES TAX SNAPSHOT

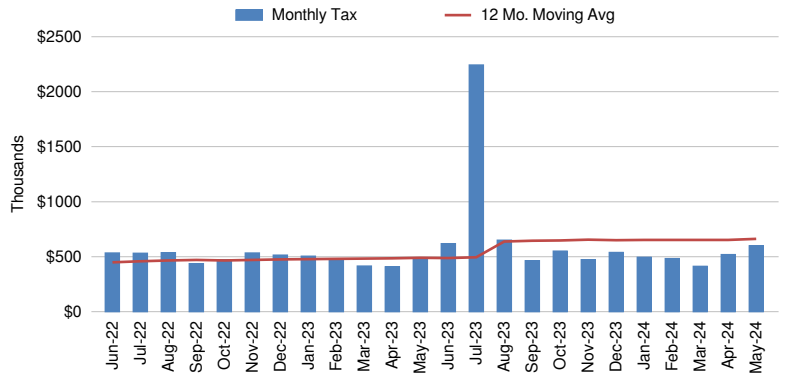
Travis Co Esd 3

May-24

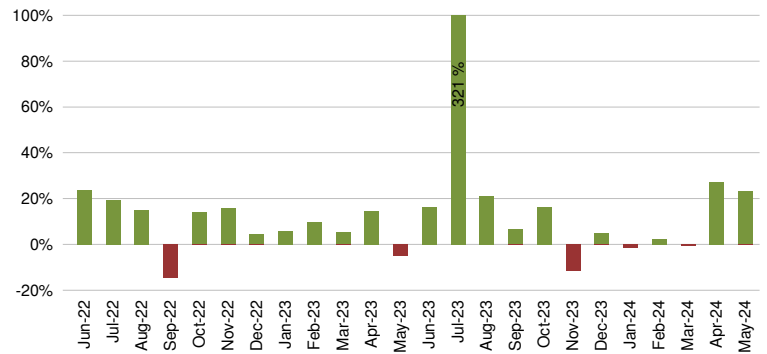
Sales Tax Net Payments

| FY Mo. | FY2023 | FY2024 | YoY % Change |
|-----------------|---------------------|---------------------|--------------|
| Oct | \$ 473,139 | \$ 550,031 | 16.3% |
| Nov | \$ 534,450 | \$ 473,926 | -11.3% |
| Dec | \$ 513,548 | \$ 537,490 | 4.7% |
| Jan | \$ 503,201 | \$ 495,288 | -1.6% |
| Feb | \$ 471,711 | \$ 482,206 | 2.2% |
| Mar | \$ 415,831 | \$ 412,888 | -0.7% |
| Apr | \$ 408,313 | \$ 518,471 | 27.0% |
| May | \$ 487,513 | \$ 599,214 | 22.9% |
| Jun | \$ 618,526 | | |
| Jul | \$ 2,242,925 | | |
| Aug | \$ 648,884 | | |
| Sep | \$ 463,850 | | |
| FYTD | \$ 3,807,706 | \$ 4,069,515 | 6.9% |
| FY Total | \$ 7,781,891 | | |

Sales Tax Net Payments Trend



Sales Tax Net Payments Change - YoY



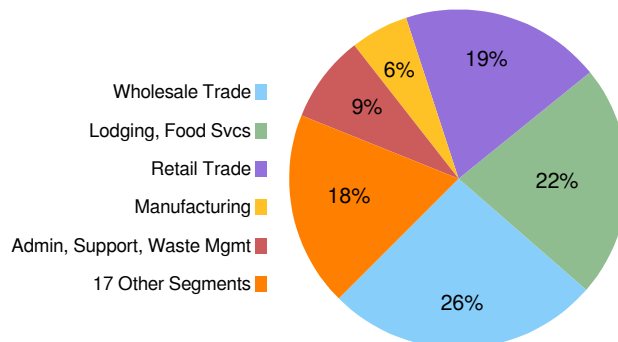
Top 10 Taxpayers

| Rank | Company | FYTD Collections | % Total |
|-------------------------|--|---------------------|---------------|
| 1 | VAUGHAN & SONS INC. | | |
| 2 | OMNI BARTON CREEK, INC. | | |
| 3 | MCCOY CORPORATION | | |
| 4 | AMAZON.COM SERVICES INC (MARKETPLACE) | | |
| 5 | AMAZON FULFILLMENT SERVICES INC | | |
| 6 | AUSTIN READY-MIX, LLC | | |
| 7 | FP LEGACY LANDSCAPING LLC | | |
| 8 | BAREFOOT MOSQUITO AND PEST CONTROL INC | | |
| 9 | TOP CHOICE LAWN CARE, LLC | | |
| 10 | GROVE LANDSCAPES LLC | | |
| Top 10 Companies | | \$ 2,428,367 | 58.4% |
| 5171 | Other Large Companies | \$ 1,661,196 | 40.0% |
| | Small Companies/Other | \$ 24,234 | 0.6% |
| | Single Local Tax Rate (SLT) | \$ 41,628 | 1.0% |
| Total | | \$ 4,155,424 | 100.0% |

Industry Segment Collections Trend - YoY % Chg

| SEGMENT | Dec | Jan | Feb | Mar | Apr | May |
|----------------------------|-------------|--------------|-------------|--------------|--------------|--------------|
| Wholesale Trade | 206.2% | 133.6% | 74.1% | 250.9% | 290.1% | 255.7% |
| Lodging, Food Svcs | 14.9% | -37.5% | -12.7% | -31.2% | -5.8% | 22.8% |
| Retail Trade | -23.7% | -13.1% | -8.4% | -0.9% | 6.8% | -4.9% |
| Admin, Support, Waste Mgmt | 2.0% | -28.3% | -8.9% | -0.9% | -2.5% | -18.1% |
| Manufacturing | -6.9% | 4.9% | -7.2% | -0.1% | 58.9% | -2.0% |
| All Others | -25.1% | 14.7% | 16.8% | -18.1% | 13.9% | 13.5% |
| Total Collections | 5.6% | -1.7% | 2.7% | -1.3% | 27.6% | 22.6% |

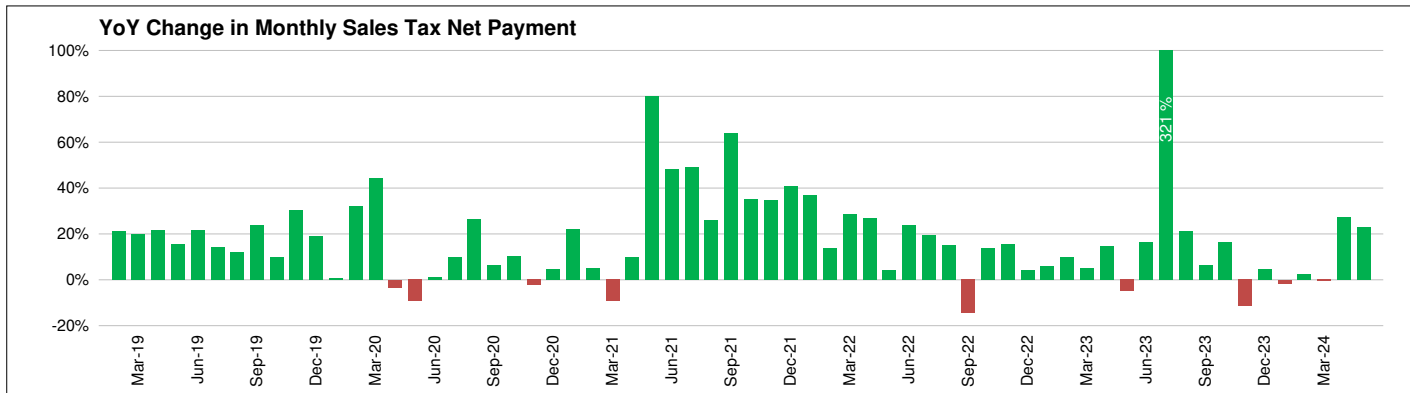
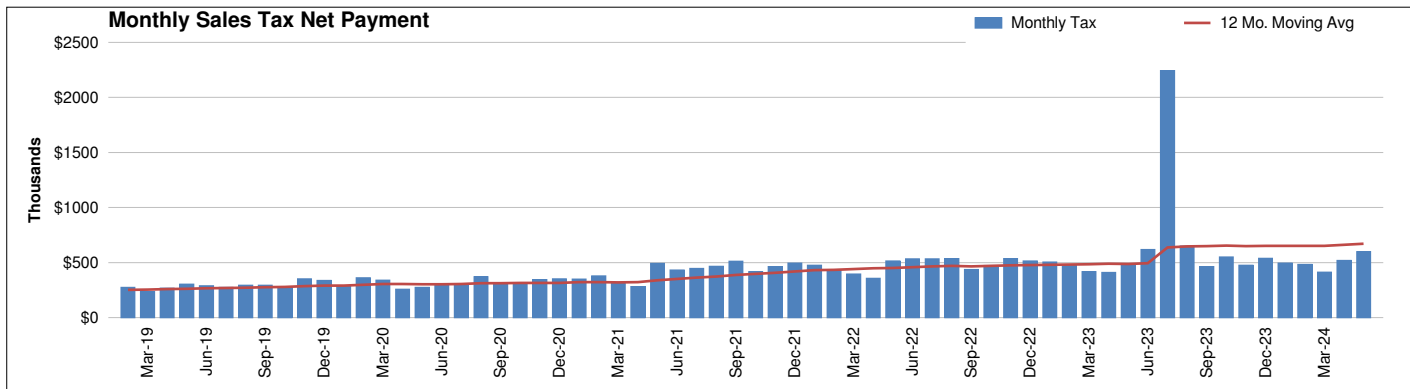
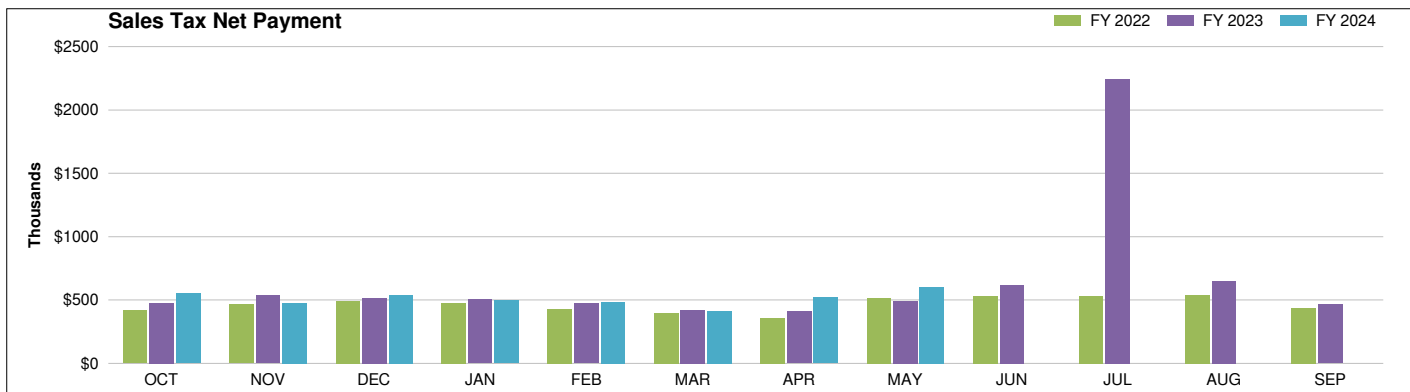
Sales Tax Collections by Industry Segment



Travis Co Esd 3 - Sales Tax Net Payment Trend

| | FISCAL YEAR | | | | |
|-------------------|---------------------|---------------------|---------------------|---------------------|---------------------|
| | 2020 | 2021 | 2022 | 2023 | 2024 |
| Oct | \$ 279,300 | \$ 307,394 | \$ 415,501 | \$ 473,139 | \$ 550,031 |
| Nov | \$ 350,192 | \$ 343,019 | \$ 462,365 | \$ 534,450 | \$ 473,926 |
| Dec | \$ 336,160 | \$ 350,770 | \$ 493,015 | \$ 513,548 | \$ 537,490 |
| Jan | \$ 285,523 | \$ 348,364 | \$ 475,924 | \$ 503,201 | \$ 495,288 |
| Feb | \$ 361,184 | \$ 378,720 | \$ 429,775 | \$ 471,711 | \$ 482,206 |
| Mar | \$ 340,129 | \$ 308,329 | \$ 395,443 | \$ 415,831 | \$ 412,888 |
| Apr | \$ 256,978 | \$ 281,826 | \$ 356,380 | \$ 408,313 | \$ 518,471 |
| May | \$ 273,688 | \$ 492,495 | \$ 512,476 | \$ 487,513 | \$ 599,214 |
| Jun | \$ 291,021 | \$ 431,322 | \$ 532,652 | \$ 618,526 | |
| Jul | \$ 299,648 | \$ 446,388 | \$ 532,030 | \$ 2,242,925 | |
| Aug | \$ 370,269 | \$ 465,749 | \$ 535,990 | \$ 648,884 | |
| Sep | \$ 311,596 | \$ 510,564 | \$ 435,732 | \$ 463,850 | |
| YEAR | \$ 3,755,688 | \$ 4,664,941 | \$ 5,577,284 | \$ 7,781,891 | \$ 4,069,515 |
| YoY Change | | 24.2% | 19.6% | 39.5% | na |

| Change: FY '24/'23 | | | |
|--------------------|--------|--------------|-------|
| Month | | Year-to-Date | |
| \$ | % | \$ | YTD % |
| \$ 76,892 | 16.3% | \$ 76,892 | 16.3% |
| \$ (60,524) | -11.3% | \$ 16,368 | 1.6% |
| \$ 23,942 | 4.7% | \$ 40,310 | 2.6% |
| \$ (7,913) | -1.6% | \$ 32,396 | 1.6% |
| \$ 10,495 | 2.2% | \$ 42,892 | 1.7% |
| \$ (2,943) | -0.7% | \$ 39,949 | 1.4% |
| \$ 110,158 | 27.0% | \$ 150,107 | 4.5% |
| \$ 111,701 | 22.9% | \$ 261,808 | 6.9% |
| | | | |
| | | | |
| | | | |
| | | | |



Travis Co Esd 3
SALES TAX PAYMENT DETAIL

May-24

Fiscal Year: Oct-Sep

| COLLECTIONS | May-23 | May-24 | Chg. \$ Chg. % | Prior FYTD | Current FYTD | Chg. \$ Chg. % |
|-----------------------|----------------|----------------|---------------------------|-----------------------|-------------------------|---------------------------|
| Current Period | 492,648 | 602,851 | 110,202 22.4% | 3,791,505 | 3,974,951 | 183,446 4.8% |
| Prior Period | (882) | (1,601) | (719) 81.5% | 22,365 | 105,183 | 82,818 370.3% |
| Future Period | 2,193 | 4,117 | 1,924 87.7% | 24,369 | 38,512 | 14,143 58.0% |
| Audit | 54 | 1,140 | 1,086 2026.9% | 3,794 | (6,260) | (10,054) -265.0% |
| Unidentified | 90 | 101 | 11 12.3% | 2,011 | 1,409 | (602) -29.9% |
| Single Local Tax Rate | 5,011 | 6,471 | 1,460 29.1% | 42,501 | 41,628 | (873) -2.1% |
| TOTAL | 499,114 | 613,079 | 113,965 22.8% | 3,886,546 | 4,155,424 | 268,878 6.9% |
| Service Fee | (9,982) | (12,262) | (2,279) 22.8% | (77,731) | (83,109) | (5,378) 6.9% |
| Current Retained | (9,783) | (12,016) | (2,234) 22.8% | (76,176) | (81,446) | (5,270) 6.9% |
| Prior Retained | 8,164 | 10,413 | 2,249 27.6% | 75,067 | 78,645 | 3,578 4.8% |
| NET PAYMENT | 487,513 | 599,214 | 111,701 22.9% | 3,807,706 | 4,069,515 | 261,808 6.9% |

Travis Co Esd 3
TOP 30 COMPANIES RANK and CHANGE SUMMARY
May-24

Fiscal Year: Oct-Sep

| Rank* | Company | NAICS Key | Prior | Current | Change \$ | Change % | Current Fiscal YTD % Total Collections |
|--|--|--------------|--|--|----------------|--------------|---|
| | | | Fiscal YTD Sales Tax Collections | Fiscal YTD Sales Tax Collections | | | |
| 1 | VAUGHAN & SONS INC. | 8 | | | | | |
| 2 | OMNI BARTON CREEK, INC. | 22 | | | | | |
| 3 | MCCOY CORPORATION | 9 | | | | | |
| 4 | AMAZON.COM SERVICES INC (MARKETPLACE) | 9 | | | | | |
| 5 | AMAZON FULFILLMENT SERVICES INC | 8 | | | | | |
| 6 | AUSTIN READY-MIX, LLC | 5 | | | | | |
| 7 | FP LEGACY LANDSCAPING LLC | 25 | | | | | |
| 8 | BAREFOOT MOSQUITO AND PEST CONTROL INC | 18 | | | | | |
| 9 | TOP CHOICE LAWN CARE, LLC | 18 | | | | | |
| 10 | GROVE LANDSCAPES LLC | 18 | | | | | |
| TOP 10 LARGE** COMPANIES | | | 2,085,526 | 2,428,367 | 342,841 | 16.4% | 58.4% |
| 11 | APPLE INC. | 5 | | | | | |
| 12 | A. M. PETROLEUM, INC. | 9 | | | | | |
| 13 | SKY MARKETING CORPORATION | 8 | | | | | |
| 14 | J MAASS INC | 4 | | | | | |
| 15 | WASTEWATER OPERATIONS LLC | 4 | | | | | |
| 16 | YARDDOC LLC | 18 | | | | | |
| 17 | J.J. ORION, LLC | 9 | | | | | |
| 18 | CITY OF AUSTIN | 24 | | | | | |
| 19 | COPPER ROCK NURSERY, LLC | 9 | | | | | |
| 20 | ASAP STONE AND LANDSCAPE SUPPLY LLC. | 9 | | | | | |
| 21 | AUSTIN EAGLE MANAGEMENT SERVICES, LTD. | 16 | | | | | |
| 22 | LANDWEST DESIGN GROUP, LTD. | 18 | | | | | |
| 23 | NEW CINGULAR WIRELESS PCS, LLC | 12 | | | | | |
| 24 | BLUE CHEM, INC. | 18 | | | | | |
| 25 | PEDERNALES ELECTRIC COOPERATIVE, INC. | 3 | | | | | |
| 26 | MOM'S CONVENIENCE STORE INC. | 9 | | | | | |
| 27 | TEXAS DISPOSAL SYSTEMS, INC. | 18 | | | | | |
| 28 | EBAY INC. | 25 | | | | | |
| 29 | SITEPRO RENTALS INC. | 15 | | | | | |
| 30 | CITY ELECTRIC SUPPLY COMPANY | 17 | | | | | |
| TOP 30 LARGE COMPANIES | | | 2,617,710 | 2,988,857 | 371,147 | 14.2% | 71.9% |
| TOP 100 LARGE COMPANIES | | | 3,286,474 | 3,552,611 | 266,137 | 8.1% | 85.5% |
| 5,080 OTHER LARGE COMPANIES | | | 534,889 | 536,952 | 2,062 | 0.4% | 12.9% |
| SMALL COMPANIES & OTHER | | | 22,682 | 24,234 | 1,551 | 6.8% | 0.6% |
| SINGLE LOCAL TAX RATE COLLECTIONS (SLT) | | | 42,501 | 41,628 | (873) | -2.1% | 1.0% |
| TOTAL COLLECTIONS | | | 3,886,546 | 4,155,424 | 268,878 | 6.9% | 100.0% |
| STATE COMPTRROLLER FEES | | | 78,840 | 85,910 | 7,070 | 9.0% | 2.1% |
| NET PAYMENTS | | | 3,807,706 | 4,069,515 | 261,808 | 6.9% | 97.9% |

* Ranked by Total of Last Fiscal Year + Current Fiscal YTD

** Businesses whose detailed sales tax data is available

**Travis Co Esd 3
INDUSTRY SEGMENT RANK & CHANGE**

May-24

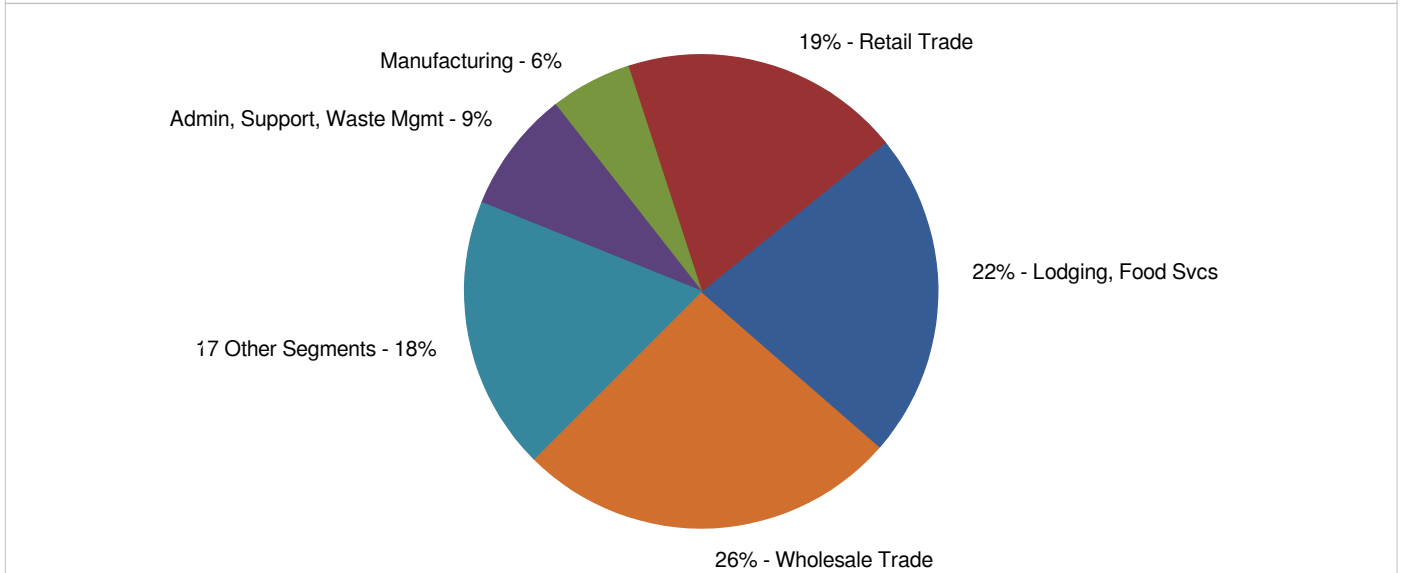
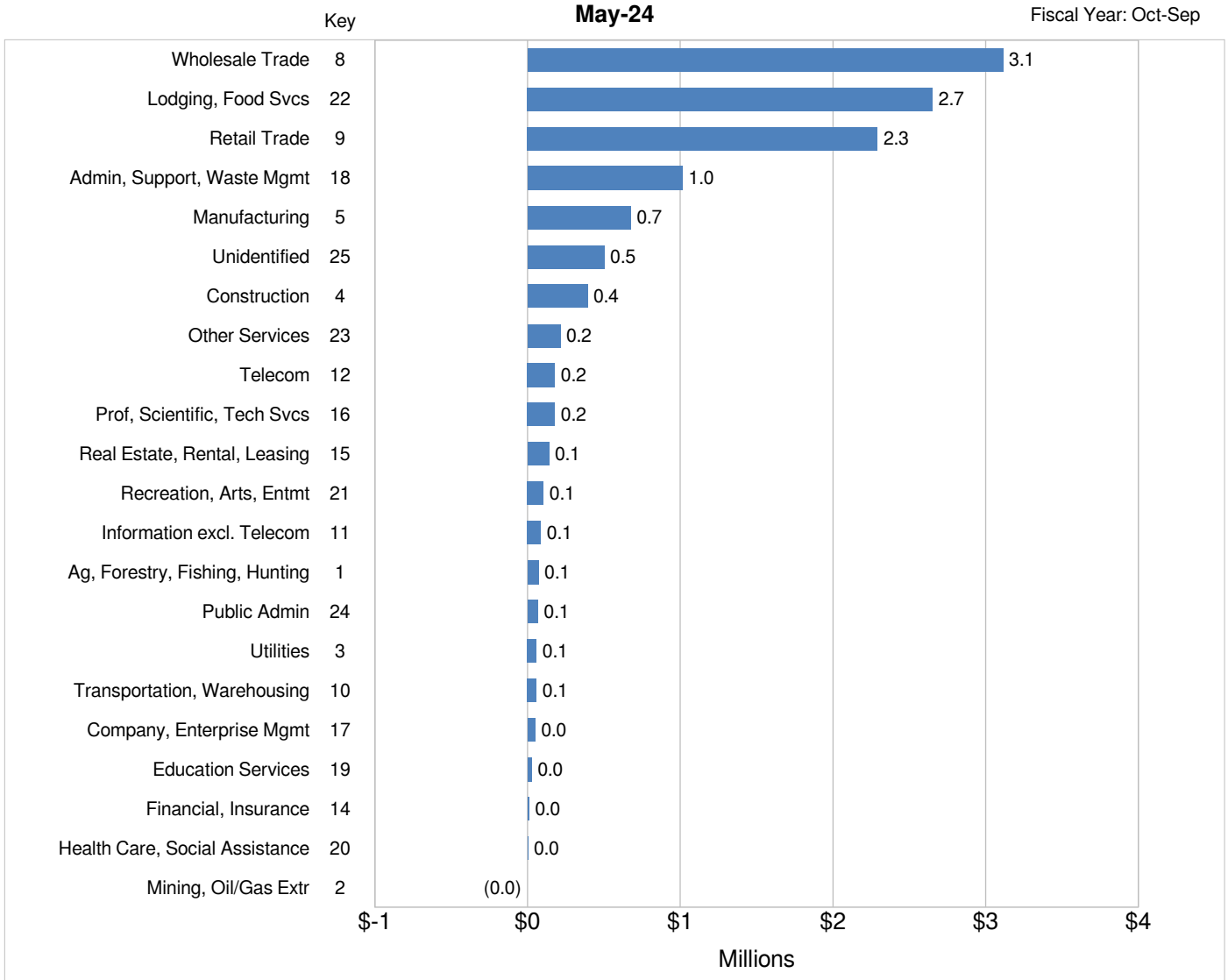
Fiscal Year: Oct-Sep

| INDUSTRY SEGMENT* | % Total Current YTD Collections | Prior Fiscal YTD Sales Tax Collections | Current Fiscal YTD Sales Tax Collections | Change | |
|--------------------------------|---------------------------------|--|--|----------------|-------------|
| | | | | \$ | % |
| Wholesale Trade | 18.1% | 254,200 | 738,376 | 484,176 | 190.5% |
| Lodging, Food Svcs | 23.9% | 1,070,647 | 977,171 | (93,476) | -8.7% |
| Retail Trade | 21.1% | 955,109 | 862,785 | (92,324) | -9.7% |
| Admin, Support, Waste Mgmt | 9.0% | 395,609 | 368,156 | (27,453) | -6.9% |
| Manufacturing | 6.6% | 273,932 | 268,339 | (5,593) | -2.0% |
| Top 5 | 78.6% | 2,949,497 | 3,214,826 | 265,329 | 9.0% |
| Unidentified | 4.7% | 198,613 | 192,046 | (6,566) | -3.3% |
| Construction | 3.2% | 179,592 | 131,087 | (48,506) | -27.0% |
| Other Services | 2.1% | 83,882 | 85,199 | 1,317 | 1.6% |
| Telecom | 1.6% | 78,664 | 66,834 | (11,830) | -15.0% |
| Prof, Scientific, Tech Svcs | 2.5% | 48,889 | 103,578 | 54,690 | 111.9% |
| Real Estate, Rental, Leasing | 1.7% | 53,803 | 70,146 | 16,344 | 30.4% |
| Information excl. Telecom | 1.3% | 42,318 | 53,907 | 11,589 | 27.4% |
| Recreation, Arts, Entmt | 1.1% | 40,769 | 44,382 | 3,613 | 8.9% |
| Ag, Forestry, Fishing, Hunting | 0.6% | 26,420 | 26,153 | (267) | -1.0% |
| Public Admin | 0.7% | 24,147 | 29,527 | 5,381 | 22.3% |
| Utilities | 0.7% | 23,408 | 28,205 | 4,798 | 20.5% |
| Transportation, Warehousing | 0.5% | 29,896 | 19,122 | (10,774) | -36.0% |
| Company, Enterprise Mgmt | 0.3% | 27,793 | 11,021 | (16,771) | -60.3% |
| Education Services | 0.3% | 10,288 | 10,752 | 464 | 4.5% |
| Financial, Insurance | 0.1% | 3,286 | 2,725 | (561) | -17.1% |
| Health Care, Social Assistance | 0.0% | 607 | 247 | (360) | -59.3% |
| Mining, Oil/Gas Extr | -0.0% | (507) | (196) | 311 | -61.4% |
| All Other | 21.4% | 871,866 | 874,736 | 2,870 | 0.3% |
| TOTAL COLLECTIONS | 100.0% | 3,821,363 | 4,089,563 | 268,199 | 7.0% |

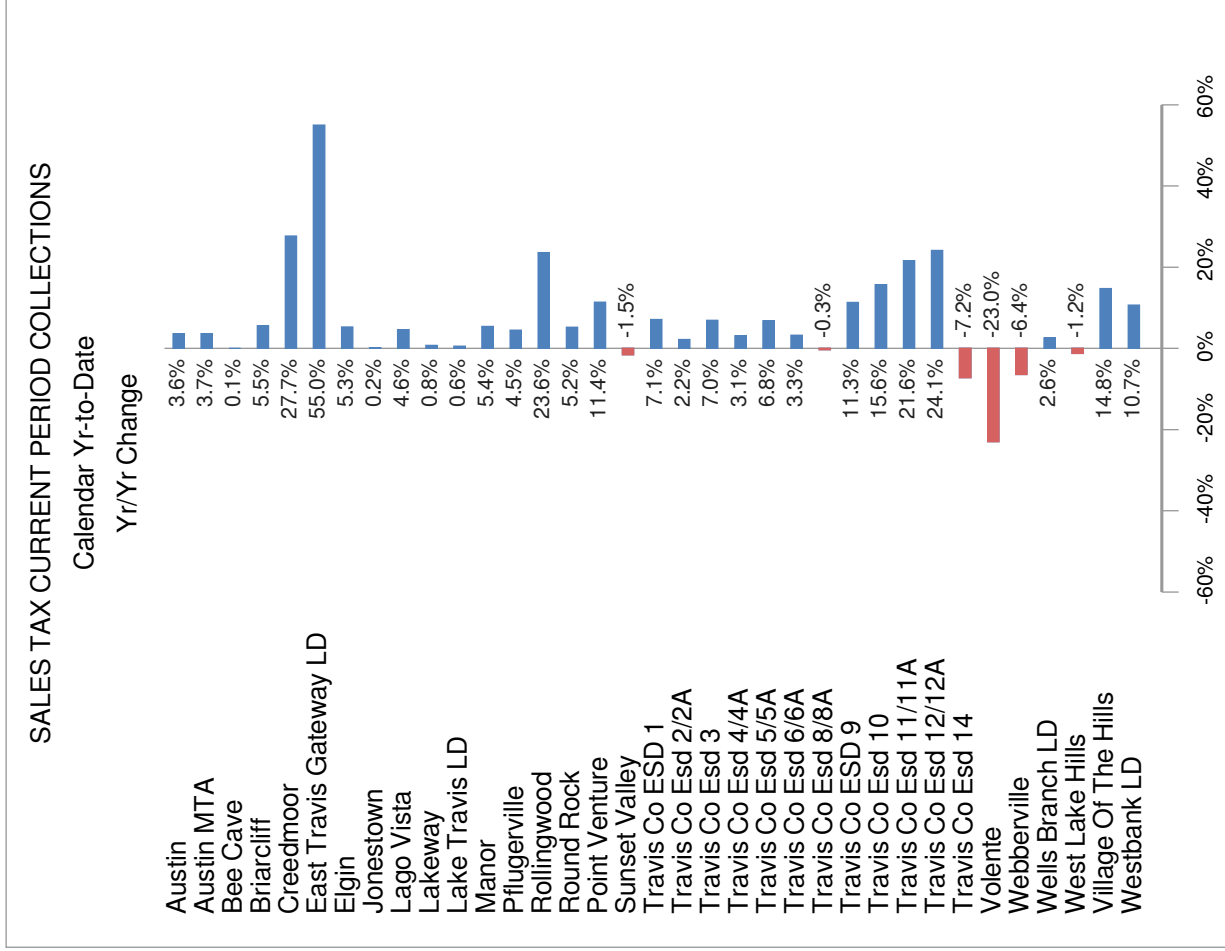
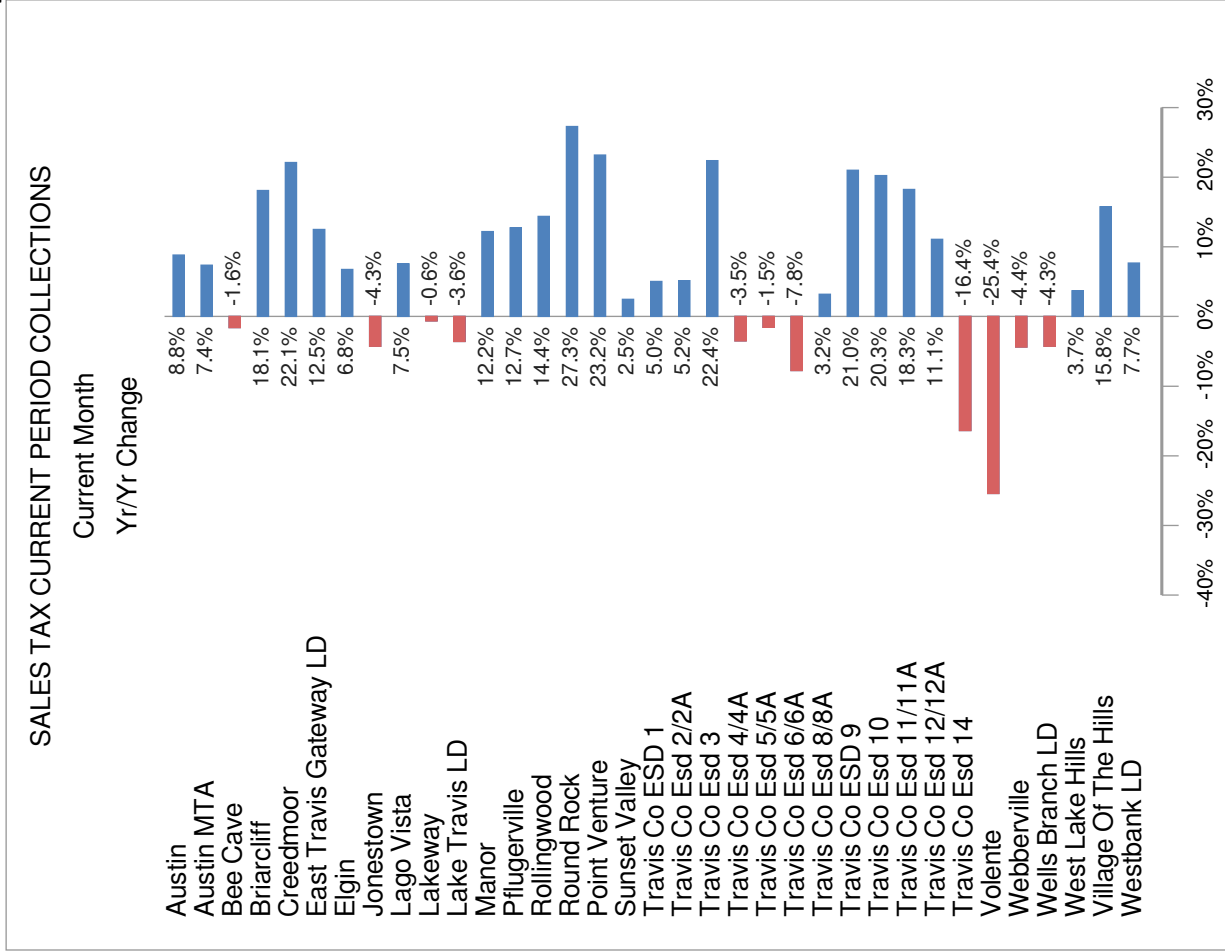
| INDUSTRY SEGMENT | % Change from same month Prior Year | | | | | |
|----------------------------|-------------------------------------|--------------|-------------|--------------|--------------|--------------|
| | Dec | Jan | Feb | Mar | Apr | May |
| Wholesale Trade | 206.2% | 133.6% | 74.1% | 250.9% | 290.1% | 255.7% |
| Lodging, Food Svcs | 14.9% | -37.5% | -12.7% | -31.2% | -5.8% | 22.8% |
| Retail Trade | -23.7% | -13.1% | -8.4% | -0.9% | 6.8% | -4.9% |
| Admin, Support, Waste Mgmt | 2.0% | -28.3% | -8.9% | -0.9% | -2.5% | -18.1% |
| Manufacturing | -6.9% | 4.9% | -7.2% | -0.1% | 58.9% | -2.0% |
| All Others | -25.1% | 14.7% | 16.8% | -18.1% | 13.9% | 13.5% |
| TOTAL COLLECTIONS | 5.6% | -1.7% | 2.7% | -1.3% | 27.6% | 22.6% |

* Ranked by Current + Prior YTD Collections

INDUSTRY SEGMENT SALES TAX RANK & DISTRIBUTION
(Prior Fiscal Year + Current Fiscal Year-to-Date)



SALES TAX TREND TRAVIS COUNTY May-24



NAICS KEY

| Code | Industry Segment |
|-------------|--------------------------------|
| 1 | Ag, Forestry, Fishing, Hunting |
| 2 | Mining, Oil/Gas Extr |
| 3 | Utilities |
| 4 | Construction |
| 5 | Manufacturing |
| 6 | Included in Key No. 5 |
| 7 | Included in Key No. 5 |
| 8 | Wholesale Trade |
| 9 | Retail Trade |
| 10 | Transportation, Warehousing |
| 11 | Information excl. Telecom |
| 12 | Telecom |
| 13 | Included in Key No. 11 |
| 14 | Financial, Insurance |
| 15 | Real Estate, Rental, Leasing |
| 16 | Prof, Scientific, Tech Svcs |
| 17 | Company, Enterprise Mgmt |
| 18 | Admin, Support, Waste Mgmt |
| 19 | Education Services |
| 20 | Health Care, Social Assistance |
| 21 | Recreation, Arts, Entmt |
| 22 | Lodging, Food Svcs |
| 23 | Other Services |
| 24 | Public Admin |
| 25 | Unidentified |

Oak Hill Fire Department
Travis County Emergency Services District #3

Station 301
Circle Drive
9211 Circle Drive
Austin, Texas 78736
512-288-5576
Fax 512-288-5903



Station 302
Barton Creek
4111 Barton Creek
Austin, Texas 78735
Admin 512-288-5534
Fax 512-288-5844

May 2024 Operations Report

Significant Events

April 4 (A) – Structure Fire – AutoAid Given (Lake Travis) – 8500 Springdale Ridge Drive
[Truck 302] TK302 arrived on scene and level 1 staged. Command assigned TK302 to outside division and TK302 gathered equipment and made it to the scene. Upon TK302's arrival, a garage fire had been extinguished. TK302 secured utilities and reported that to command. TK302 then stood by for further assignment and was shortly cleared by command. TK302 put the truck's equipment back and returned into service.

April 10 (A) – Elevator Rescue – AutoAid Received (Westlake) – 8212 Barton Club Drive
[Truck 302] TK302 arrived and was led to the loading dock elevator by BCCC staff. TK302 opened 1st and 2nd floor shaft doors and determined the car was directly in between floors with no access to car doors. TK302 made verbal contact with 2 maintenance workers who were not in any distress or having medical issues. TK302 decided to bring the 2 occupants out of the top hatch from the 2nd floor. TK302 secured the car and locked out controls. TK302 then removed the top hatch and placed an attic ladder into the car. Both occupants made it up to the top of the car and out into the hallway. TK302 then exited the shaft and secured the car and shaft. TK302 advised staff to keep the car out of service until a technician could service it. TK302 then cleared and returned into service.

April 23 (B) – Trash Fire – AutoAid Received (Austin) – 8500 Yaupon Springs Circle
[Engine 301] E301 was assigned to a Smoke investigation in ESD3. While responding, we were reassigned to a 'Structure Fire' also in ESD3. E301 arrived as the second in unit behind AFD E27. E301 assumed back-up and pulled a rack line from E27. There were not any structures on fire, just a large pile of junk. E301 assisted E27 in extinguishing the fire and then overhauling the pile.

[Truck 302] TK302 picked up Tender 301 on the way to a reported structure fire. TK302 made it on scene and parked out of the way and assisted with hose and equipment clean up. TK302 cleared and returned to service.

[Battalion 302] BAT302 responded to a structure fire. While enroute, it was determined the fire was a trash/rubbish fire and it was threatening a couple of mobile homes. The units on scene were able to contain the fire to the point of origin, but they were running out of water due to no hydrant within the vicinity. BAT302 had TK302 pick up Tender 301 for water supply. Upon arrival, BAT302 assumed IC and had a face to face with the first arriving unit. We went to inspect the area of fire and discuss the next course of action. BAT302 cleared all AFD units except E27 and E43. BAT302 had those units and E301 separate the rubbish and spread it out to make sure there were no active flames. BAT302 cleared E43 when Tender 301 arrived and we used Tender 301's water to keep extinguishing any hot spots. During this time, I spoke with the Fire Marshall and PEC. Once it was decided we had no active flames, all units cleared the scene.

[Command 301] CM301 proceeded to the incident scene based on the call type. Upon arrival, E27, E301, BT301, and BAT302 were on scene with other Austin Fire units clearing. TK302 and TEN301 were still enroute but close to arrival.

CM301 conferred with BAT302 for a status update and then communicated with TCSO about the potential need for the Fire Marshal's Office. BAT302 was put in contact with TCSO and phone contact with TCFMO was made and PEC had been requested for a charred utility pole.

Observing the burned area and hearing the people who were nearby when the fire started, a worker was reportedly using a new plasma cutting machine and something popped or exploded. The worker that was operating the plasma cutter had "run off" and was not available to answer questions.

From the description of the burned area and pointing out the plasma cutter, it was mentioned that the plasma cutter was new and had been sitting on top of a piece of wood that was resting on a compressed gas cylinder. The plasma cutter was observed sitting at the edge of the burn area, the cover was off and sitting approximately three feet away with charring observed on the underside of the cover, and the plasma cutter showed significant burning and charring of the top and rear half of the internal components. Two circuit boards on the bottom half of the unit were burned on the rear portions with the front portions appearing to be unburned and their presumably original green color.

Photos were taken of the burned area and the plasma cutter reportedly related to the cause of the fire. CM301 then briefed out with BAT302 and cleared the incident scene.

Aid Responses

| | April | | 2024 | |
|---------------------------|-----------|-----------|------------|-----------|
| | Received | Given To | Received | Given To |
| Austin | 22 | 16 | 85 | 83 |
| Travis County ESD #1 | 0 | 0 | 0 | 0 |
| Pflugerville – TCESD #2 | 0 | 0 | 0 | 0 |
| Manchaca – TCESD #5 | 0 | 0 | 0 | 0 |
| Lake Travis FR – TCESD #6 | 2 | 1 | 8 | 3 |
| Pedernales – TCESD #8 | 0 | 1 | 0 | 4 |
| Westlake – TCESD #9 | 9 | 0 | 28 | 3 |
| CE-Bar – TCESD #10 | 0 | 0 | 1 | 1 |
| Manor – TCESD #12 | 0 | 0 | 0 | 0 |
| Travis County ESD #11 | 0 | 0 | 0 | 1 |
| Hays County | 0 | 0 | 0 | 0 |
| Total | 33 | 18 | 122 | 95 |

Operations

| | April | 2024 |
|-------------------------------|-------|-------|
| Unscheduled OT Hours | 558 | 2,906 |
| Sick and Vacation Hours Taken | 576 | 3,040 |
| Injuries | 0 | 3 |
| Injuries Lost Time Hours | 720 | 2,706 |
| Volunteer Hours Contributed | 40 | 234 |

Special Projects Status

- We have posted our next hiring process to fill our one Firefighter vacancy. The process will be conducted throughout May and June to hire for our opening and to provide a list to hire from for the next year.
- We participated in a presentation to the Travis County Commissioners' Court concerning wildfire preparedness and response on behalf of all Travis County ESDs. Most were present and the Court seemed appreciative to hear the update and were pleased to hear of our collaboration in preparing for and responding to wildfires.
- We participated in a brief educational session with the Oak Hill Parkway contractors for Safety Week 2024. Station 302 provided an interactive demonstration of fire extinguishers for their group and it was well received.
- The chart below shows the EMS Response Time Compliance Summary for April 2024 for ESD 3 and Travis County as a whole.

County Response Time Compliance Summary

April 2024

| ESD 03 | Incidents | Any EMS Unit | | EMS Transport Units | | EMS with FRO | |
|--------------------------|-----------|--------------|---------------|---------------------|---------------|--------------|---------------|
| | | Goal Met | % | Goal Met | % | Goal Met | % |
| Priority 1 (11:59 / 90%) | 6 | 4 | 66.67% | 4 | 66.67% | 6 | 100.00% |
| Priority 2 (13:59 / 90%) | 29 | 22 | 75.86% | 22 | 75.86% | 28 | 96.55% |
| Priority 3 (15:59 / 90%) | 5 | 4 | 80.00% | 4 | 80.00% | 5 | 100.00% |
| Priority 4 (17:59 / 90%) | 30 | 27 | 90.00% | 27 | 90.00% | 28 | 93.33% |
| Priority 5 (19:59 / 90%) | 6 | 6 | 100.00% | 6 | 100.00% | 6 | 100.00% |
| | 76 | 63 | 82.89% | 63 | 82.89% | 73 | 96.05% |

| Travis County | Incidents | Goal Met | | % | | Goal Met | | % | |
|--------------------------|--------------|--------------|---------------|--------------|---------------|--------------|---------------|---|--|
| | | Goal Met | % | Goal Met | % | Goal Met | % | | |
| Priority 1 (11:59 / 90%) | 94 | 59 | 62.77% | 57 | 60.64% | 87 | 92.55% | | |
| Priority 2 (13:59 / 90%) | 552 | 389 | 70.47% | 387 | 70.11% | 521 | 94.38% | | |
| Priority 3 (15:59 / 90%) | 158 | 123 | 77.85% | 123 | 77.85% | 152 | 96.20% | | |
| Priority 4 (17:59 / 90%) | 464 | 411 | 88.58% | 405 | 87.28% | 448 | 96.55% | | |
| Priority 5 (19:59 / 90%) | 133 | 121 | 90.98% | 99 | 74.44% | 131 | 98.50% | | |
| | 1,401 | 1,103 | 78.73% | 1,071 | 76.45% | 1,339 | 95.57% | | |

Our 90th percentile response travel time this month was 10:03 for all incidents.
 Our 50th percentile (median) response travel time this month was 4:49 for all incidents.
 Our average response travel time this month was 5:32 for all incidents.

